


GUIDANCE FOR FILLING THE CLAIM FORM PART A (To be filled in by the Insured)

DATA ELEMENT	DESCRIPTION	FORMAT
SECTION A DETAILS OF THE PRIMARY INSURED		
a) Policy no.	Enter the policy number	As allotted by the insurance company
b) SI No./Certificate No.	Enter the social insurance number or the certificate number of the social health insurance scheme	As allotted by the organization
c) Company TPA ID No.	Enter the TPA ID No.	License number as allotted by IRDA
d) Name	Enter the full name of the policyholder	Surname, First Name, Middle Name
e) address	Enter the full postal address	Include Street, city and Pin Code
SECTION B DETAILS OF THE PATIENT ADMITTED		
a) Currently covered by any other Mediciam/Health Insurance?	Indicate whether currently covered by another Mediciam/Health Insurance	Tick Yes or No
b) Date of the commencement of the first insurance without break	Enter the date of commencement of the first insurance	Use dd-mm-yy format
c) Company name	Enter full name of the company	Name of the organization in full
• Policy No.	Enter the policy number	As allotted by the insurance company
• Sum insured	Enter the total sum insured as per the policy	In rupees
d) Have you been hospitalized in the last 4 years	Indicate whether hospitalized in the last four years	Tick Yes or No
• Date	Enter the date of hospitalization	Use mm-yy format
• Diagnosis	Enter the diagnosis details	Open text
e) Previously covered by any other Mediciam/Health Insurance	Indicate whether previously covered by any other Mediciam/Health insurance	Tick Yes or No
f) Company name	Enter the full name of the insurance company	Name of the organization in full
SECTION C DETAILS OF THE INSURED PERSON HOSPITALIZED		
a) Name	Enter the full name of the patient	Surname, First Name, Middle Name
b) Gender	Indicate gender of the patient	Tick Male or Female
c) Age	Enter age of the patient	Number of years & months
d) Date of birth	Enter Date of Birth of the patient	Use dd-mm-yy format
e) Relationship to primary Insured	Indicate relationship of patient with the policyholder	Tick the right option. If others, please specify
f) Occupation	Indicate occupation of the patient	Tick the right option. If others, please specify
g) Address	Enter the full postal address	Include Street, City and Pin Code
h) Phone No.	Enter the phone number of the patient	Include STD code with telephone number
i) E-mail ID	Enter e-mail address of the patient	Complete e-mail address
SECTION D DETAILS OF THE HOSPITALIZATION		
a) Name of the hospital admitted	Enter the name of the hospital	Name of the hospital in full
b) Room category occupied	Indicate the room category occupied	Tick the right option
c) Hospitalization due to	Indicate reason of hospitalization	Tick the right option
d) Date of injury/Date of diseases first detected /Date of delivery	Enter the relevant date	Use dd-mm-yy format
e) Date of admission	Enter the date of admission	Use dd-mm-yy format
f) Time	Enter the time of admission	Use hh-mm format
g) Date of discharge	Enter the date of discharge	Use dd-mm-yy format
h) Time	Enter the time of discharge	Use hh-mm format
i) If injured, give cause	Indicate cause of injury	Tick the right option
• If Medico legal	Indicate whether the injury is Medico legal	Tick Yes or No
• Reported to the police	Indicate whether reported to the police	Tick Yes or No
• MLC Report & police FIR attached	Indicate whether MLC Report & police FIR attached	Tick Yes or No

GUIDANCE FOR FILLING CLAIM FORM – PART A (To be filled in by the insured)


DATA ELEMENT	DESCRIPTION	FORMAT
SECTION E DETAILS OF CLAIM		
a) Details of treatment expenses	Enter the amount claim as treatment expenses	In Rupees(Do not enter paise values)
b) Claim for domiciliary hospitalization	Indicate whether claim is for domiciliary hospitalization	Tick Yes or No
c) Details of lumpsum/cash benefit claimed	Enter the amount claimed as lumpsum/cash benefit	In Rupees(do not enter paise value)
e) Claim documents submitted (check-list)	Indicate which supporting documents are submitted	Tick the right option
SECTION F DETAILS OF THE BILLS ENCLOSED		
Indicate which bills are enclosed with the amount in Rupees		
SECTION G DETAILS OF PRIMARY INSURED BANK ACCOUNT		
a) PAN Card No.	Enter the permanent account number	As allotted by the Income Tax department
b) Account No.	Enter the Bank account number	As allotted by the Bank
c) Bank name & branch	Enter the bank name along with branch	Name of the Bank in full
e) Cheque/DD Payable details	Enter the name of the beneficiary, the cheque/ DD should be made out to	Name of the individual / organization in full
f) IFSC Code	Enter the IFSC code of the Bank branch	IFSC code of the bank branch in full
SECTION H DECLARATION BY THE INSURED		
Read the declaration carefully and mention date (dd/mm/yy format),place (open text)&sign.		


 **IVR**
 Call **1800 102 1010**
 and
 pay via Credit Card.

Pay your premium at

 **Online**
reliancenipponlife.com
 Debit Card | Credit Card | Net Banking
 Bill Desk | Bill Junction

 **Branches**
Pay cash





Standing Instruction
 ECS, Direct Debit or Credit Card

Reliance Nippon Life Insurance Company Limited IRDAI Registration No. 121.
 Insurance is the subject matter of the solicitation.

Reliance Nippon Life Insurance Company Limited. IRDAI Registration No: 121. Registered & Corporate Office: Unit Nos. 401B, 402, 403 & 404, 4th Floor, Inspire-BKC, G Block, BKC Main Road, Bandra Kurla Complex, Bandra East, Mumbai - 400051. India. T +91 22 6896 5000. For more information or any grievance, 1. Call us between 9am to 6pm, Monday to Saturday on our Toll-Free Number 1800 102 1010 or 2. Visit us at www.reliancenipponlife.com or 3. Email us at: rnlife.customerservice@relianceada.com. Trade logo displayed above belongs to Anil Dhirubhai Ambani Ventures Private Limited & Nippon Life Insurance Company and used by Reliance Nippon Life Insurance Company Limited under license.

Beware of Spurious / Fraud Phone calls: IRDAI is not involved in activities like selling insurance policies, announcing bonus or investment of premiums. Public receiving such phone calls are requested to lodge a police complaint.